

Catalogue



*more than light*



# BEYOND

Entertainment Lighting



February 2026

[www.lighting.co.th](http://www.lighting.co.th)





**L&E**  
**BEYOND**

L&E Beyond, a powerhouse of the L&E Entertainment Department, is renowned for leading customized lighting solutions in Thailand and Southeast Asia. They offer a vast array of entertainment tech solutions, from multi-media art and innovative tech to full-scale production and advanced venue services, positioning themselves as the ultimate provider in blending physical and virtual realms.

**L&E**  
*more than light*

## INTRODUCTION TO ENTERTAINMENT LIGHTING

Step into the vibrant world of entertainment lighting with L&E Beyond, where every beam illuminates your creative vision. Whether it's the dramatic flair of stage, theatre, and concert performances or the subtle ambiance of art installations, our extensive range of lighting fixtures and cutting-edge technologies immerses imagination into your live productions. Beyond merely lighting up spaces, we specialize in crafting emotions and impacts, transforming ordinary moments into extraordinary experiences. And for those architectural marvels seeking a touch of drama, our solutions offer more than illumination—they add a soul to concrete structures. Let L&E Beyond be the catalyst that turns your dream productions into reality, where every light tells a story. Welcome to the art of illumination, redefined





L&E  
BEYOND



## PAR LIGHT

PAGE 7-11



## PROFILE LIGHT

PAGE 13-15



## FRESNEL LIGHT

PAGE 17-21



## MOVING LIGHT

PAGE 22-33



## EFFECT LIGHT

PAGE 34-43



## GOBO PROJECTOR LIGHT

PAGE 44-53



## WATER EFFECT LIGHT

PAGE 55-59



## FESTIVE LIGHT

PAGE 60-71



## CONTROLLER

PAGE 73-75



## ACCESSORIES

PAGE 77



## DISTRIBUTION BRANDS



DISGUISE



## OFFICIAL PARTNERS



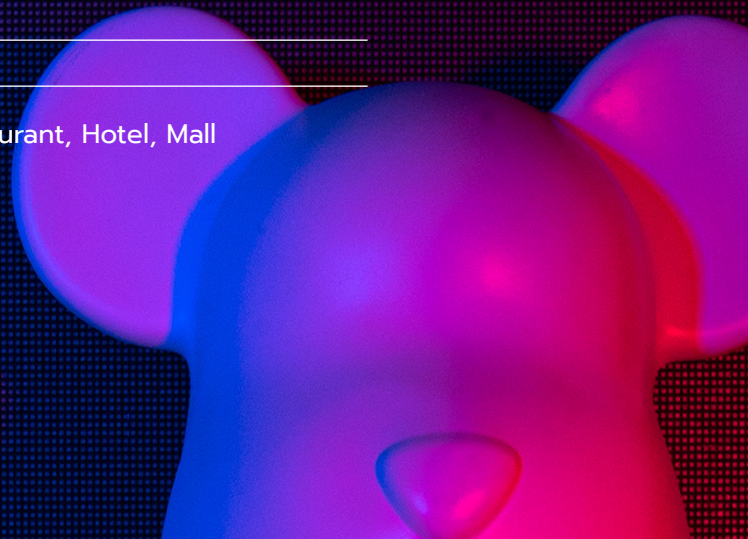
L&E

BEYOND

# PAR LIGHT

## APPLICATIONS

Stage, Studio, Events, Theatre, Concert, Club, Bar, Restaurant, Hotel, Mall



## MODEL



ALPHA 180



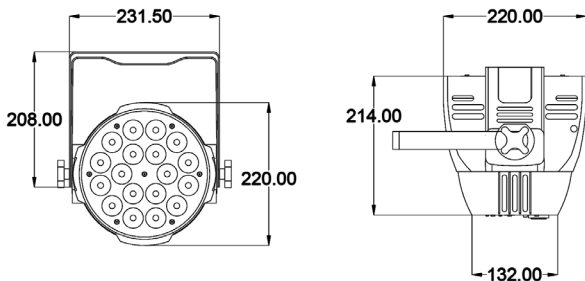
ALPHA 200 i

<b>Source :</b>	18x10W	18x10W
<b>Lamp Color :</b>	RGBWA	RGBW
<b>Beam angle :</b>	25°	15°- 45° (Motorized Zoom)
<b>Control Mode:</b>	DMX512, Auto Programs, Stand-alone	DMX512, Auto Programs, Stand-alone
<b>Features :</b>	Dimmer, Color Mixing, Strobe, Flicker-free	Dimmer, Color Mixing, Strobe, Zoom, Flicker-free
<b>IP Rating :</b>	20	65

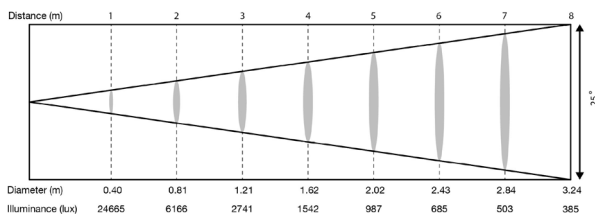
L&E  
BEYOND



# ALPHA 180



FULL (RGBWA)



## LED PAR 18X10W RGBWA

- LED 18x10W 5in1 RGBWA
- Static Beam 25°
- Video flicker-free

### APPLICATIONS

Stage, Studio, Events, Theatre, Concert, Club, Bar, Restaurant, Hotel, Mall



LED



FIX BEAM



STROBE



FLICKER FREE



DMX512



STAND ALONE



IP 20

### SPECIFICATIONS

<b>Housing :</b>	Die-cast Aluminium
<b>Finishing :</b>	Black
<b>Power Consumption :</b>	180W
<b>Operating Voltage :</b>	100-240 V AC, 50-60 Hz
<b>Power Connection :</b>	PowerCON IN/OUT
<b>Signal Connection :</b>	XLR 3 Pin IN/OUT
<b>IP Rating :</b>	20
<b>Weight (kg) :</b>	2.7 kg
<b>Size (WxHxD) :</b>	232 x 214 x 220 mm
<b>Source :</b>	LED-5in1-18x10W
<b>Lamp Color :</b>	RGBWA
<b>Beam Angle :</b>	25°
<b>Control Gear :</b>	Built-in driver
<b>Control Mode :</b>	DMX512, Auto Programs, Stand-alone
<b>Features :</b>	Dimmer, Color Mixing, Strobe, Flicker-free
<b>DMX Channels :</b>	5, 9 CH
<b>Accessories:</b>	Safety Sling (Included)

L&E  
BEYOND



# ALPHA 200 i




## LED PAR 18X12W RGBW ZOOM IP65

- LED 18X12W 4in1 RGBW
- Motorized zoom 15°- 45°
- Outdoor

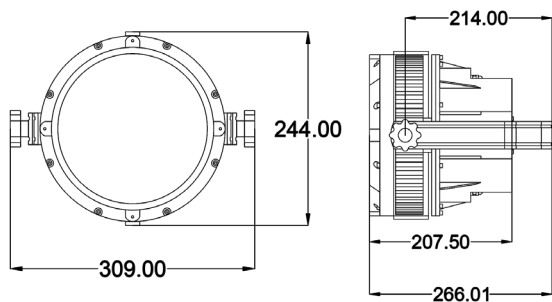
### APPLICATIONS

Stage, Events, Concert, Hotel, Mall

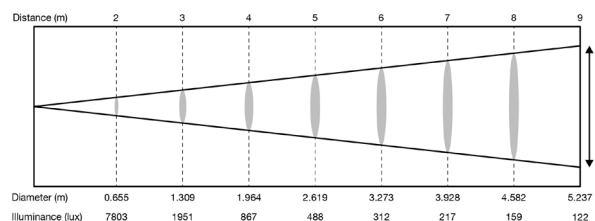
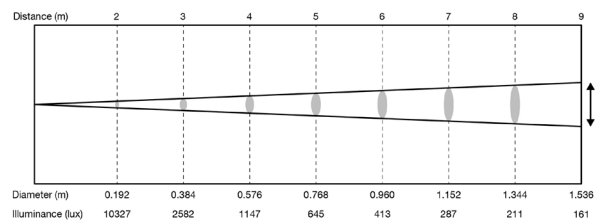


### SPECIFICATIONS

<b>Housing :</b>	Die-cast Aluminium
<b>Finishing :</b>	Black
<b>Power Consumption :</b>	220W
<b>Operating Voltage :</b>	100-240 V AC, 50-60 Hz
<b>Power Connection :</b>	Power Cable IP IN/OUT
<b>Signal Connection :</b>	XLR 3 Pin IP IN/OUT
<b>IP Rating :</b>	65
<b>Weight (kg) :</b>	8.8 kg
<b>Size (WxHxD) :</b>	309 x 266 x 244 mm
<b>Source :</b>	LED-4in1-18x12W
<b>Lamp Color :</b>	RGBW
<b>Beam Angle :</b>	15°-45° (Motorized Zoom)
<b>Control Gear :</b>	Built-in driver
<b>Control Mode :</b>	DMX512, Auto Programs, Stand-alone
<b>Features :</b>	Dimmer, Color Mixing, Strobe, Zoom, Flicker-free
<b>DMX Channels :</b>	5, 9 CH
<b>Accessories :</b>	Safety Sling (Included)



#### FULL (RGBW)



A person is kneeling on a light-colored wooden floor in a dark room. A spotlight illuminates a circular area on the floor, casting a long shadow of the person. The background is dark with some faint lights.

L&E  
BEYOND

# PROFILE LIGHT

## APPLICATIONS

Exhibition, Museum, Gallery, Stage, Studio, Events, Theatre, Concert, Mall

## MODEL



### RHO 300

<b>Source :</b>	300W
<b>Lamp Color :</b>	3200K/5600K/3200-5600K /RGBAL
<b>Beam angle :</b>	19°, 26°, 36° 15°-35° (Manual Zoom), 25°-50° (Manual Zoom)
<b>Control Mode:</b>	DMX, Stand-alone
<b>Features :</b>	Dimmer, Color Mixing (RGBAL Model), Zoom (Zoom Model), Strobe, Gobo Slot size 90mm, Focus, Flicker-free
<b>IP Rating :</b>	20

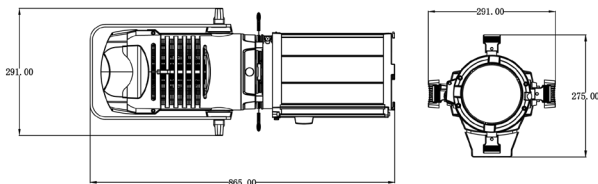


L&E  
BEYOND

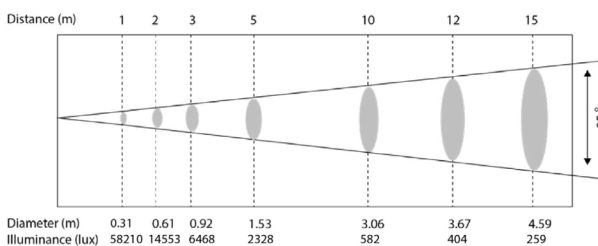
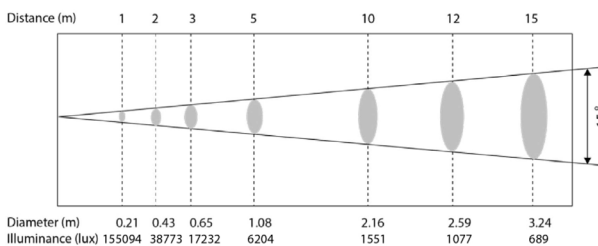
# RHO 300



ZOOM MODEL 15° - 35° ANGLE



FULL (STATIC)




## LED PROFILE 300W

- LED 300W with Static, Tunable White or RGBAL Option
- Static Lens and Zoom lens option
- Shutter frame and Gobo Slot

### APPLICATIONS

Exhibition, Museum, Stage, Theatre, Studio, Events, Mall



### SPECIFICATIONS

- Housing :** Die-cast Aluminium
- Finishing :** Black
- Power Consumption :** 300W
- Operating Voltage :** 100-240 V AC, 50-60 Hz
- Power Connection :** Powercon IN/OUT
- Signal Connection :** XLR 3&5 Pin IN/OUT
- IP Rating :** 20
- Weight (kg) :** Around 8.7+ (Depend on beam angle)
- Size (WxHxD) :** Depend on beam angle
- Source :** LED-300W
- Lamp Color :** 3200K, 5600K, 3200-5600K, RGBAL
- Beam Angle :** 19°, 26°, 36°  
15°-35° (Manual Zoom),  
25°-50° (Manual Zoom)  
More Option Available
- Control Gear :** Built-in driver
- Control Mode :** DMX512, Stand-alone
- Features :** Dimmer, Color Mixing (RGBAL Model),  
Zoom (Zoom Model), Strobe,  
Shutter Frame, Gobo Slot size 90mm,  
Focus, Flicker-free
- DMX Channels :** 1, 2 CH (Static) 11 CH (5 color)
- Accessories :** Gel Frame, Gobo holder size 90mm,  
Safety Sling (Included)



L&E  
BEYOND

# FRESNEL LIGHT

## APPLICATIONS

Exhibition, Museum, Gallery, Stage, Studio, Events, Theatre, Concert

### MODEL



PHI 200



PHI 300

**Source :** 200W

300W

**Lamp Color :** RGBW

3200K/5600K/3200-5600K/  
RGBAL

**Beam angle :** 25°-65° (Manual Zoom)

15°- 60° (Manual Zoom)

**Control Mode:** DMX512, RDM, Auto Programs,  
Stand-alone

DMX, Stand-alone

**Features :** Dimmer, Color Mixing,  
Zoom, Flicker-free, Strobe

Dimmer, Color Mixing  
(RGBAL Model), Zoom,  
Strobe, Focus, Flicker-free

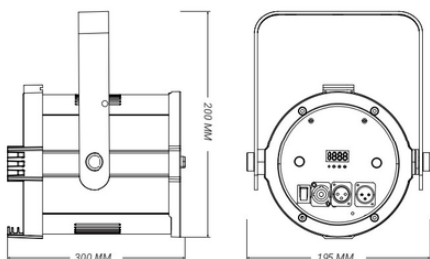
**IP Rating :** 20

20

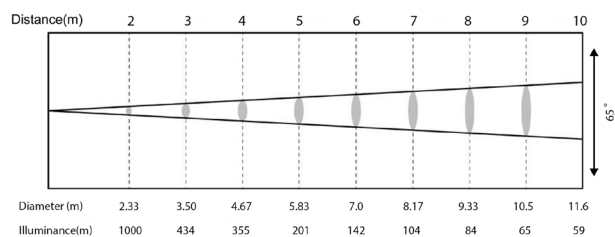
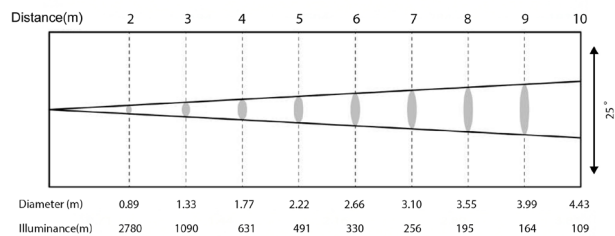


L&E  
BEYOND

# PHI 200



## FULL (RGBW)



## LED FRESNEL 200W RGBW ZOOM

- 200 COB RGBW color mixing
- Manual zoom, range from 25°- 65°
- Video flicker-free

### APPLICATIONS

Stage, Studio, Events, Theatre, Concert, Club, Bar, Restaurant, Hotel, Mall



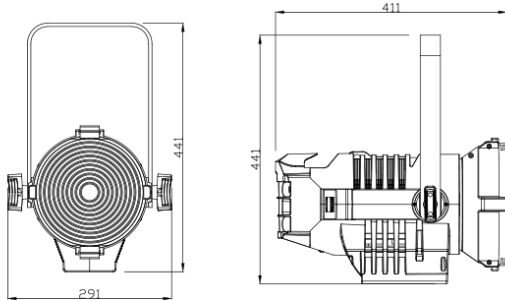
### SPECIFICATIONS

- Housing :** Die-cast Aluminium
- Finishing :** Black
- Power Consumption :** 200W
- Operating Voltage :** 100-240 V AC, 50-60 Hz
- Power Connection :** PowerCON IN
- Signal Connection :** XLR 3 Pin IN/OUT
- IP Rating :** 20
- Weight (kg) :** 4.5 kg
- Size (WxHxD) :** 300 x 200 x 195 mm
- Source :** COB-4in1-200W
- Lamp Color :** RGBW
- Beam Angle :** 25°- 65° (Manual Zoom)
- Control Gear :** Built-in driver
- Control Mode :** DMX512, RDM, Auto Programs, Stand-alone
- Features :** Dimmer, Color Mixing, Strobe, Zoom, Flicker-free
- DMX Channels :** 3, 4, 5, 6, 11 CH
- Accessories :** Barndoor, GelFrame (Included)

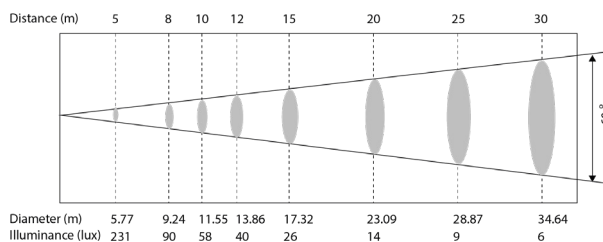
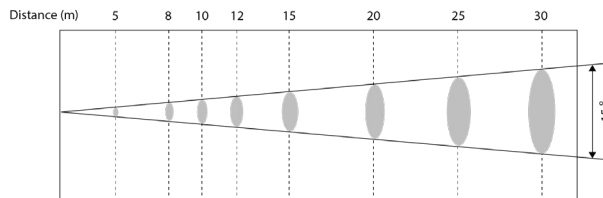
L&E  
BEYOND



# PHI 300



**FULL (STATIC)**

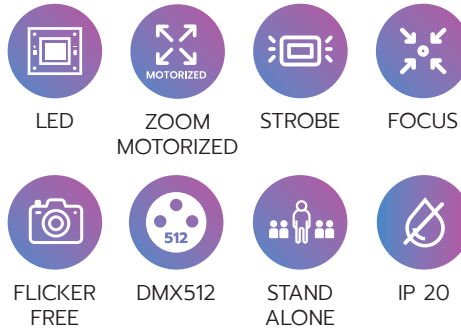


## LED FRESNEL 300W ZOOM

- LED 300W with Static, Tunable White or RGBAL Option
- 15°-60° (Manual Zoom)
- Video Flicker-free

### APPLICATIONS

Exhibition, Museum, Stage, Theatre, Studio, Events, Mall



### SPECIFICATIONS

<b>Housing :</b>	Die-cast Aluminium
<b>Finishing :</b>	Black
<b>Power Consumption :</b>	300W
<b>Operating Voltage :</b>	100-240 V AC, 50-60 Hz
<b>Power Connection :</b>	Powercon IN/OUT
<b>Signal Connection :</b>	XLR 3&5 Pin IN/OUT
<b>IP Rating :</b>	20
<b>Weight (kg) :</b>	9 kg
<b>Size (WxHxD) :</b>	291 x 441 x 411 mm
<b>Source :</b>	LED-300W
<b>Lamp Color :</b>	3200K, 5600K, 3200-5600K, RGBAL
<b>Beam Angle :</b>	15°- 60° (Motorized Zoom)
<b>Control Gear :</b>	Built-in driver
<b>Control Mode :</b>	DMX512, Stand-alone
<b>Features :</b>	Dimmer, Color Mixing (RGBAL Model), Zoom, Strobe, Flicker-free
<b>DMX Channels :</b>	1, 2, 3 CH (Static) 6, 12 CH (5 color)
<b>Accessories :</b>	Gel Frame, Barndoor, Safety Sling (Included)



## MODEL



**ZETA 200**



**ZETA 280**

<b>Source :</b>	LED-white-210W	Osram HRI 280W
<b>Lamp Color :</b>	White+1 color wheel	White+1 color wheel
<b>Beam angle :</b>	2°	2.5°
<b>Control Mode :</b>	DMX512, Auto Programs, Sound Control, Master-Slave, Stand-alone	DMX512, Auto Programs, Sound Control, Master-Slave, Stand-alone
<b>Features :</b>	Dimmer, Color Wheel, Gobo Wheel, Strobe, Prism, Pan, Tilt, Flicker-free, Focus, Frost, CTO	Dimmer, Color Wheel, Gobo Wheel, Strobe, Prism, Pan, Tilt, Flicker-free, Focus, Frost, CTO
<b>IP Rating :</b>	20	20

# MOVING LIGHT

## APPLICATIONS

Stage, Studio, Events, Theatre, Concert, Club, Bar, Restaurant, Hotel, Mall



**ETA 19**

LED-4in1-19x15W

RGBW

8°-50°

DMX512, Auto Program,  
Sound Control

Dimmer, Color Mixing, Strobe,  
Pan, Tilt, Flicker-free, Zoom,  
CTO

20



**ETA EYE**

LED-4in1-19x15W

RGBW

4°-60°

DMX512, Auto Program,  
Sound Control, Master-Slave,  
Stand-alone

Dimmer, Color Mixing,  
Strobe, Pan, Tilt, Flicker-free,  
Zoom, Pixel control

20



**THETA 350**

LED-white-350W

White+1 color wheel, CMY

3°-30°

DMX512, Auto Programs,  
Sound Control, Master-Slave,  
Stand-alone

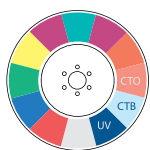
Dimmer, Color Wheel, Gobo  
Wheel, Strobe, Prism, Pan,  
Tilt, Flicker-free, Zoom,  
Focus, Frost, CMY, CTO

20



L&E  
BEYOND

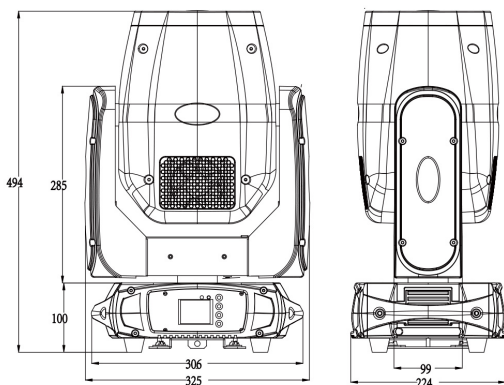
# ZETA 200



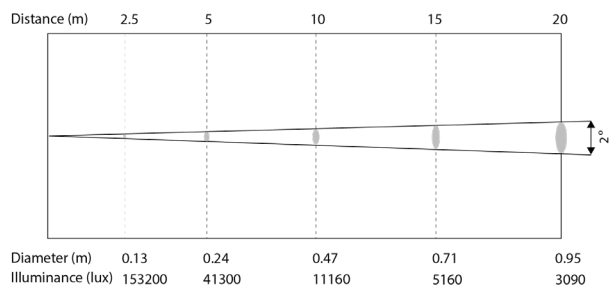
COLOR WHEEL



GOBO WHEEL



**FULL**



## LED MOVING BEAM 200W

- LED 210W
- Fix Beam 2°
- Color Wheel, Gobo Wheel, CTO, CTB

### APPLICATIONS

Stage, Theatre, Studio, Events, Concert, Club, Bar, Hotel, Mall

LED	WHITE	FIX BEAM	STROBE	PRISM
FLICKER FREE	FOCUS	FROST	CTO	DMX512
SOUND CONTROL	MASTER SLAVE	STAND ALONE	IP 20	

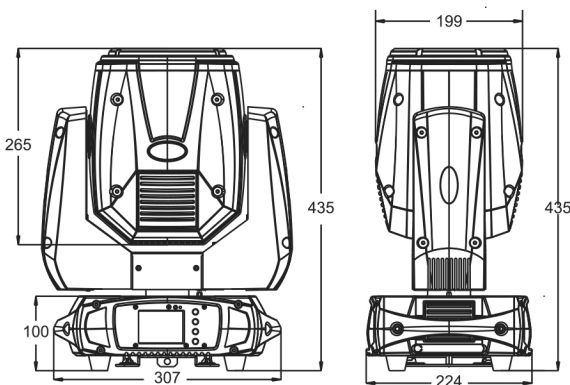
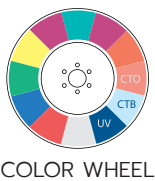
### SPECIFICATIONS

- Housing :** Metal, ABS Plastic
- Finishing :** Black
- Power Consumption :** 240W
- Operating Voltage :** 100-240 V AC, 50-60 Hz
- Power Connection :** Powercon IN/OUT
- Signal Connection :** XLR 3 Pin IN/OUT
- IP Rating :** 20
- Weight (kg) :** 13 kg
- Size (WxHxD) :** 325 x 494 x 224 mm
- Source :** LED-white-210W
- Lamp Color :** White + 1 color wheel
- Beam Angle :** 2°
- Control Gear :** Built-in driver
- Control Mode :** DMX512, Auto Programs, Sound Control, Master-Slave, Stand-alone
- Features :** Dimmer, Color Wheel, Gobo Wheel, Strobe, Prism, Pan, Tilt, Flicker-free, Focus, Frost, CTO
- DMX Channels :** 15, 17 CH
- Accessories :** Brackets, Safety Sling (Included)

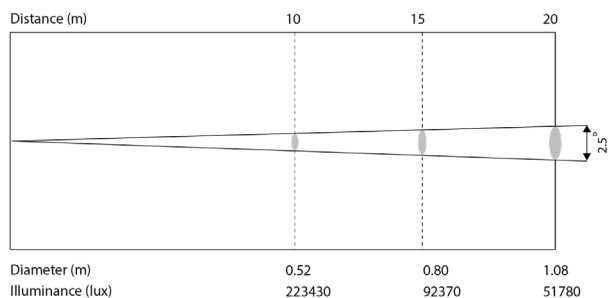


L&E  
BEYOND

# ZETA 280



**FULL (STATIC)**



## DISCHARGE MOVING BEAM 280W

- Osram Sirius HRI 280W
- Fix Beam 2.5°
- Color Wheel, Gobo Wheel, CTO, CTB, UV


### APPLICATIONS

Stage, Theatre, Studio, Events, Concert, Club, Bar, Hotel, Mall



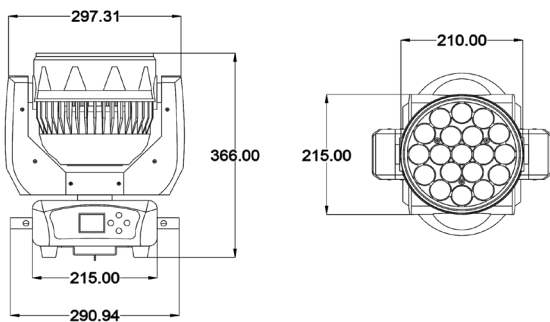
### SPECIFICATIONS

- Housing :** Metal, ABS plastic, nylon plastic
- Finishing :** Black
- Power Consumption :** 370W
- Operating Voltage :** 100-240 V AC, 50-60 Hz
- Power Connection :** PowerCON IN/OUT
- Signal Connection :** XLR 3 Pin IN/OUT
- IP Rating :** 20
- Weight (kg) :** 12.8 kg
- Size (WxHxD) :** 307 x 435 x 224 mm
- Source :** Osram Sirius HRI 280W
- Lamp Color :** White + 1 color wheel
- Beam Angle :** 2.5°
- Control Gear :** Built-in driver
- Control Mode :** DMX512, Auto Programs, Sound Control, Master-Slave, Stand-alone
- Features :** Dimmer, Color Wheel, Gobo Wheel, Strobe, Prism, Pan, Tilt, Flicker-free, Focus, Frost, CTO
- DMX Channels :** 14, 16 CH
- Accessories :** Brackets, Safety Sling (Included)



L&E  
BEYOND

# ETA 19



## LED MOVING WASH 19X15W ZOOM

- LED 19x15W 4in1 RGBW
- Motorized zoom 8°- 50°

### APPLICATIONS

Stage, Theatre, Studio, Events, Concert, Club, Bar, Hotel, Mall



### SPECIFICATIONS

<b>Housing :</b>	Metal, ABS Plastic
<b>Finishing :</b>	Black
<b>Power Consumption :</b>	350W
<b>Operating Voltage :</b>	100-240 V AC, 50-60 Hz
<b>Power Connection :</b>	PowerCon IN/OUT
<b>Signal Connection :</b>	XLR 3 Pin IN/OUT
<b>IP Rating :</b>	20
<b>Weight (kg) :</b>	11 kg
<b>Size (WxHxD) :</b>	297 x 366 x 215 mm
<b>Source :</b>	LED-4in1-19x15W
<b>Lamp Color :</b>	RGBW
<b>Beam Angle :</b>	8°-50°(Motorized Zoom)
<b>Control Gear :</b>	Built-in driver
<b>Control Mode :</b>	DMX512, Auto Program, Sound Control
<b>Features :</b>	Dimmer, Color Mixing, Strobe, Pan, Tilt, Flicker-free, Zoom, CTO
<b>DMX Channels :</b>	14, 25, 32 CH
<b>Accessories:</b>	Brackets, Safety Sling (Included)



L&E  
BEYOND

# ETA EYE




## LED MOVING WASH 19X15W ZOOM KALEIDOSCOPE EFFECT

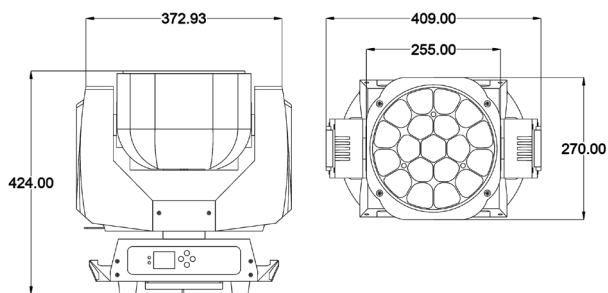
- LED 19x15W 4in1 RGBW
- Motorized zoom 4°- 60°
- Pixel control

### APPLICATIONS

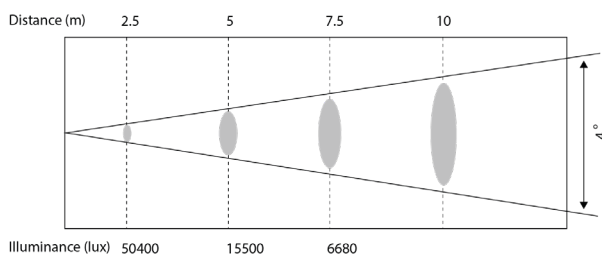
Stage, Theatre, Studio, Events, Concert, Club, Bar, Hotel, Mall



### SPECIFICATIONS






#### FULL (RGBW)



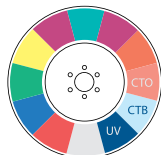
<b>Housing :</b>	Metal, ABS Plastic
<b>Finishing :</b>	Black
<b>Power Consumption :</b>	285W
<b>Operating Voltage :</b>	100-240 V AC, 50-60 Hz
<b>Power Connection :</b>	PowerCon IN/OUT
<b>Signal Connection :</b>	XLR 3 Pin IN/OUT
<b>IP Rating :</b>	20
<b>Weight (kg) :</b>	15.5 kg
<b>Size (WxHxD) :</b>	409 x 404 x 270 mm
<b>Source :</b>	LED-4in1-19x15W
<b>Lamp Color :</b>	RGBW
<b>Beam Angle :</b>	4°-60°(Motorized Zoom)
<b>Control Gear :</b>	Built-in driver
<b>Control Mode :</b>	DMX512, Auto Program, Sound Control, Master-Slave, Stand-alone
<b>Features :</b>	Dimmer, Color Mixing, Strobe, Pan, Tilt, Flicker-free, Zoom, Kaleidoscope
<b>DMX Channels :</b>	21, 23, 35, 78, 92, 97, 99 CH
<b>Accessories :</b>	Brackets, Safety Sling (Included)



L&E  
BEYOND



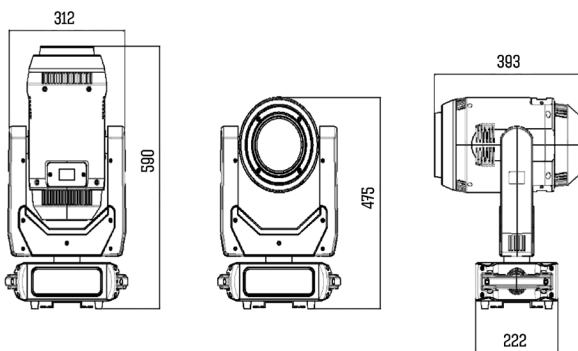
# THETA 350



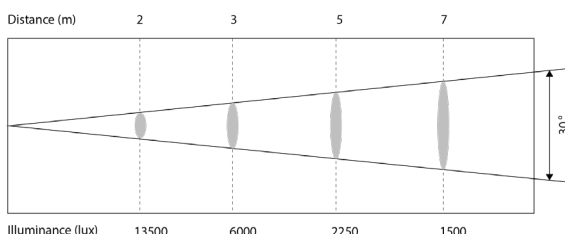
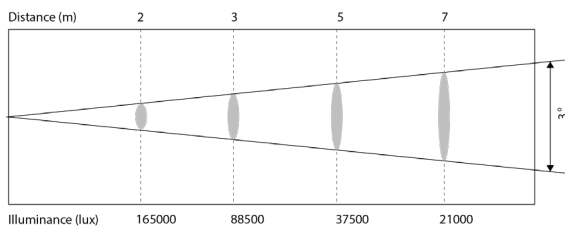
COLOR WHEEL



GOBO WHEEL



FULL (STATIC)



## LED MOVING BEAM SPOT WASH 350W WITH CMY

- LED 350
- Motorized zoom 3°-30° W
- Gobo Wheel, Color Wheel, CMY, CTO

### APPLICATIONS

Stage, Theatre, Studio, Event, Concert, Ballrooms



### SPECIFICATIONS

- Housing :** Metal, ABS Plastic
- Finishing :** Black
- Power Consumption :** 450W
- Operating Voltage :** 100-240 V AC, 50-60 Hz
- Power Connection :** Powercon IN/OUT
- Signal Connection :** XLR 3 Pin IN/OUT, XLR 5 Pin IN/OUT
- IP Rating :** 20
- Weight (kg) :** 16 kg
- Size (WxHxD) :** 312 x 590 x 222 mm
- Source :** LED-white-350W
- Lamp Color :** White + 1 color wheel, CMY
- Beam Angle :** 3°-30° (Motorized Zoom)
- Control Gear :** Built-in driver
- Control Mode :** DMX512, Auto Programs, Sound Control, Master-Slave, Stand-alone
- Features :** Dimmer, Color Wheel, Gobo Wheel, Strobe, Prism, Pan, Tilt, Flicker-free, Zoom, Focus, Frost, CMY, CTO
- DMX Channels :** 22 CH
- Accessories :** Brackets, Safety Sling (Included)



## MODEL



**SIGMA 1000**



**BETA 12**

<b>Source :</b>	250W	12x40W
<b>Lamp Color :</b>	RGBW	RGBW
<b>Beam angle :</b>	120°	5°-35°
<b>Control Mode :</b>	DMX512, Auto Programs, Stand-alone, Sound Control	DMX512, Auto Programs, Sound Control, Master-Slave, Stand alone
<b>Features :</b>	Dimmer, Strobe, Flicker-free, Segment 1/4 Control	Dimmer, Color Mixing, Strobe, Pixel Control, Zoom, Tilt
<b>IP Rating :</b>	20	20

# EFFECT LIGHT

## APPLICATIONS

Stage, Theatre, Studio, Events, Concert, Club ,Bar, Restaurant, Hotel, Mall



**SIGMA 200**

2x100W

3200K, 5600K, 3200-5600K

26°

DMX512, Auto Program,  
Sound Control, Master-Slave,  
Stand-alone

Dimmer, Strobe, Flicker-free

20



**SIGMA 400**

4x100W

3200K, 5600K, 3200-5600K

20°

DMX512, Auto Programs,  
Master-Slave, Stand-alone

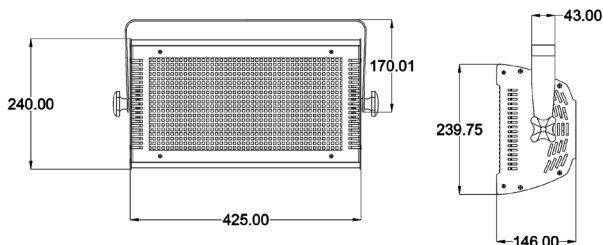
Dimmer, Strobe, Flicker-free

20



L&E  
BEYOND

# SIGMA 1000



## LED STROBE 1000 RGB

- LED 250W RGBW
- Static beam 120°
- Strobe, Flicker-free, 1/4 Segment Control

### APPLICATIONS

Stage, Theatre, Studio, Events, Concert, Club, Bar, Restaurant, Hotel, Mall



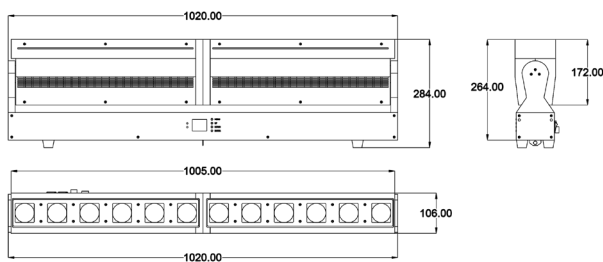
### SPECIFICATIONS

<b>Housing :</b>	Aluminium
<b>Finishing :</b>	Black
<b>Power Consumption :</b>	230W
<b>Operating Voltage :</b>	100-240 V AC, 50-60 Hz
<b>Power Connection :</b>	Powercon IN/OUT
<b>Signal Connection :</b>	XLR 3 Pin IN/OUT, XLR 5 Pin IN/OUT
<b>IP Rating :</b>	20
<b>Weight (kg) :</b>	9.2 kg
<b>Size (WxHxD) :</b>	425 x 316 x 240 mm
<b>Source :</b>	LED-white-250W
<b>Lamp Color :</b>	RGBW
<b>Beam Angle :</b>	120°
<b>Control Gear :</b>	Built-in driver
<b>Control Mode :</b>	DMX512, Auto Programs, Stand-alone, Sound Control
<b>Features :</b>	Dimmer, Strobe, Flicker-free, Segment 1/4 Control
<b>DMX Channels :</b>	3, 6, 7, 24, 28 CH
<b>Accessories :</b>	Safety Sling (Included)

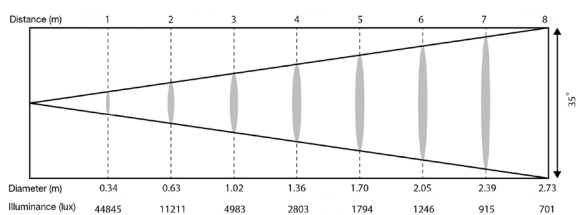
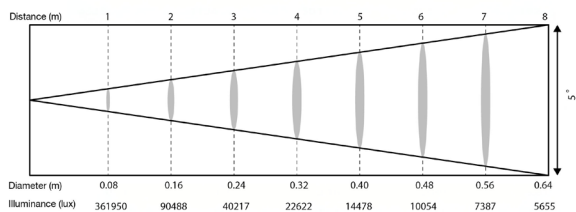
L&E  
BEYOND



# BETA 12



## FULL (RGBW)



## LED BAR 12X40W RGBW ZOOM

- LED Bar 12x40W 4in1 RGBW
- Tilt Control
- Separated zoom, 2 segments
- Pixel control

### APPLICATIONS

Stage, Theatre, Studio, Events, Concert, Club, Bar, Restaurant, Hotel, Mall



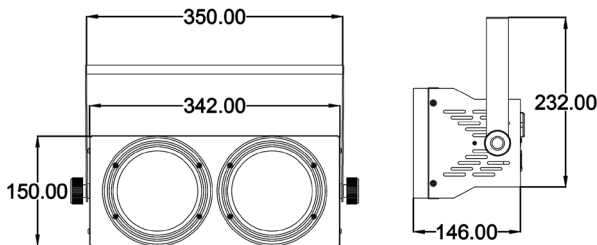
### SPECIFICATIONS

<b>Housing :</b>	Aluminium
<b>Finishing :</b>	Black
<b>Power Consumption :</b>	580W
<b>Operating Voltage :</b>	100-240 V AC, 50-60 Hz
<b>Power Connection :</b>	Powercon IN/OUT
<b>Signal Connection :</b>	XLR 3 Pin IN/OUT
<b>IP Rating :</b>	20
<b>Weight (kg) :</b>	15 kg
<b>Size (WxHxD) :</b>	1020 x 284 x 106 mm
<b>Source :</b>	LED-4in1-12x40W
<b>Lamp Color :</b>	RGBW
<b>Beam Angle :</b>	5°- 35° (Motorized Zoom)
<b>Control Gear :</b>	Built-in driver
<b>Control Mode :</b>	DMX512, Auto Programs, Sound Control, Master-Slave, Stand alone
<b>Features :</b>	Dimmer, Color Mixing, Strobe, Pixel Control, Zoom, Tilt
<b>DMX Channels :</b>	20, 57 CH
<b>Accessories :</b>	Safety Sling (Included)

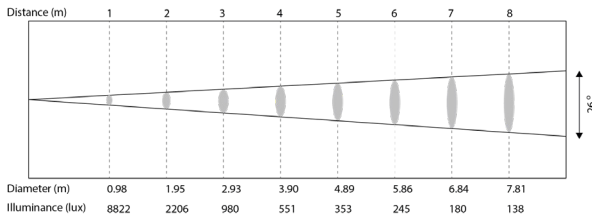


L&E  
BEYOND

# SIGMA 200



FULL (STATIC)

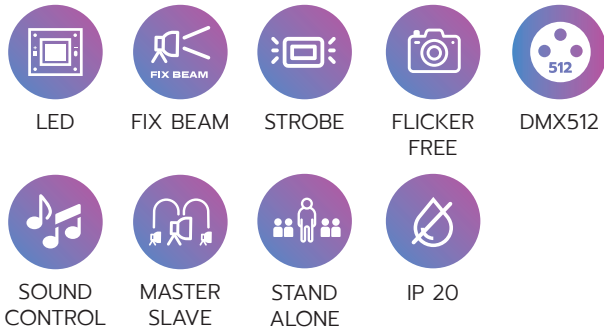


## LED BLINDER 2X100W

- LED 2x100W
- Smooth dimming, Flicker-free

### APPLICATIONS

Stage, Theatre, Studio, Events, Concert, Club, Bar, Hotel, Mall



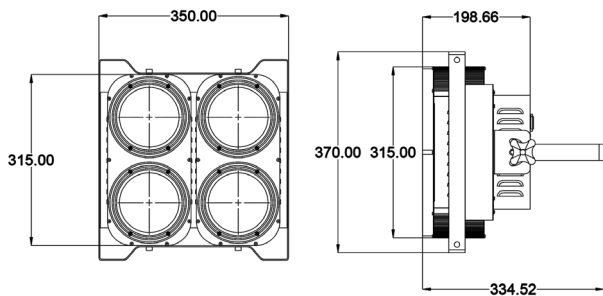
### SPECIFICATIONS

- Housing :** Aluminium
- Finishing :** Black
- Power Consumption :** 200W
- Operating Voltage :** 100-240 V AC, 50-60 Hz
- Power Connection :** Powercon IN/OUT
- Signal Connection :** XLR 3 Pin IN/OUT,
- IP Rating :** 20
- Weight (kg) :** 3.5 kg
- Size (WxHxD) :** 350 x 287 x 150 mm
- Source :** LED-white-2x100W
- Lamp Color :** 3200K, 5600K, 3200-5600K
- Beam Angle :** 26°
- Control Gear :** Built-in driver
- Control Mode :** DMX512, Auto Program, Sound Control, Master-Slave, Stand-alone
- Features :** Dimmer, Strobe, Flicker-free
- DMX Channels :** 2, 4, 8 CH (Tunable Model)
- Accessories :** Safety Sling (Included)

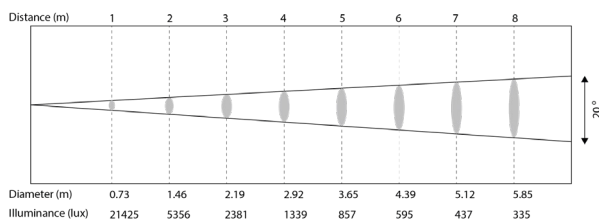


L&E  
BEYOND

# SIGMA 400



FULL (STATIC)




## LED BLINDER 4X100W

- LED 4x100W
- Smooth dimming, Flicker-free

### APPLICATIONS

Stage, Theatre, Studio, Events, Concert, Club, Bar, Restaurant, Hotel, Mall



### SPECIFICATIONS

- Housing :** Aluminium
- Finishing :** Black
- Power Consumption :** 400W
- Operating Voltage :** 100-240 V AC, 50-60 Hz
- Power Connection :** Powercon IN/OUT
- Signal Connection :** XLR 3 Pin IN/OUT,
- IP Rating :** 20
- Weight (kg) :** 8.5 kg
- Size (WxHxD) :** 350 x 334 x 315 mm
- Source :** LED-white-4x100W
- Lamp Color :** 3200K, 5600K, 3200-5600K
- Beam Angle :** 20°
- Control Gear :** Built-in driver
- Control Mode :** DMX512, Auto Programs, Master-Slave, Stand-alone, Sound Control
- Features :** Dimmer, Strobe, Flicker-free
- DMX Channels :** 2, 6, 12 CH (Tunable Model)
- Accessories :** Safety Sling (Included)



## MODEL



**GAMMA T**



**GAMMA R**

<b>Source :</b>	10W/20W/28W/37W	10W/20W/28W
<b>Lamp Color :</b>	2700K, 3000K, 4000K, 2700-6000K	2700K, 3000K, 4000K, 2700-6000K
<b>Beam angle :</b>	15°- 36° (Manual Zoom), 55°	15°- 36° (Manual Zoom), 55°
<b>Control Mode :</b>	Knob Dim/Dali/1-10V/IOT	Dali/1-10V/IOT
<b>Features :</b>	Dimmer, Zoom, Gobo Slot Size(10W-19.7mm/20W-24.5mm/28&37W-31.2mm), Focus, Shutter Frame	Dimmer, Zoom, Gobo Slot Size(10W-19.7mm/20W-24.5mm/28W-31.2mm), Focus, Shutter Frame
<b>IP Rating :</b>	20	20

# GOBO PROJECTOR LIGHT

## APPLICATIONS

Exhibition, Museum, Events, Club, Bar, Restaurant, Hotel, Mall,  
Architecture Indoor, Architecture Outdoor



**GAMMA S**

15W/30W

3000K, 6000K

15°, 30°, 50°

On/Off, IR Remote

On/Off, Gobo Slot Size 37.5mm,  
Gobo Rotated (Rotated Model)

20, 65



**GAMMA i**

60W/100W


3000K, 6000K

15°, 30°, 50°

DMX, On/Off, IR Remote

On/Off, Gobo Slot Size(60W-  
37.5mm/100W-48mm),  
Gobo Rotated

65



L&E  
BEYOND

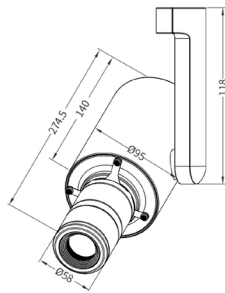
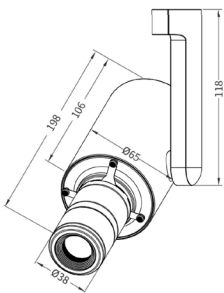
# GAMMA T



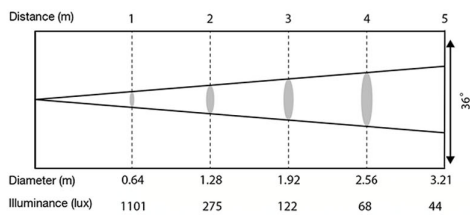
-  2700K  
3000K
-  4000K
-  2700-  
6000K

10W ZOOM MODEL

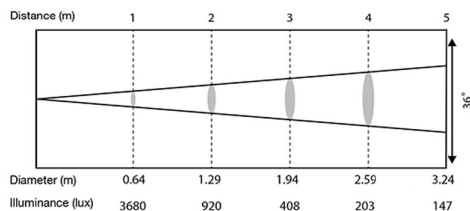
37W ZOOM MODEL



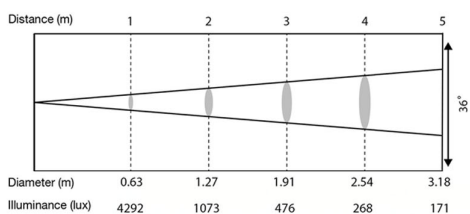
FULL (10W)



FULL (28W)



FULL (37W)

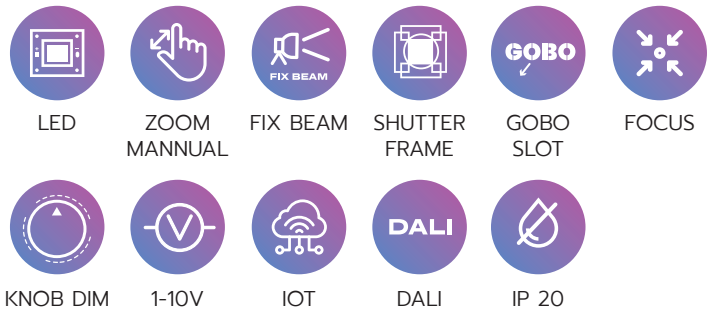


## LED GOBO PROJOTOR SHAPEABLE TRACK TYPE

- Option for LED 10, 20, 28, 37W
- Static Lens and Zoom lens option
- Gobo Slot and Shutter frame
- Track adaptor for 3 phase track
- Different control mode option




### APPLICATIONS

Exhibition, Museum, Events, Club, Bar, Restaurant, Hotel, Mall, Architecture Indoor



### SPECIFICATIONS

<b>Housing :</b>	Aluminium
<b>Finishing :</b>	Black, White
<b>Power Consumption :</b>	10, 20, 28, 37W
<b>Operating Voltage :</b>	100-240 V AC, 50-60 Hz
<b>Power Connection :</b>	Track adaptor 3 phase
<b>Signal Connection :</b>	Depend on control mode
<b>IP Rating :</b>	20
<b>Weight (kg) :</b>	0.35 kg (10W Model)
<b>Size (WxHxD) :</b>	95 x 274.5 x 118 mm
<b>Source :</b>	LED-White-10W/20W/28W/37W
<b>Lamp Color :</b>	2700K, 3000K, 4000K, Static model 2700-6000K (Optional dip switch 3 step 2700/4000/6000K)
<b>Beam Angle :</b>	15-36° (Manual Zoom), 55°
<b>Control Gear :</b>	Built-in driver
<b>Control Mode :</b>	Knob Dim/Dali/1-10V/Wise Play
<b>Features :</b>	Zoom, Focus Gobo, Gobo Slot Size (10W-19.7mm/20W- 24.5mm/28&37W-31.2mm included)
<b>Accessories :</b>	-



L&E  
BEYOND

# GAMMA R



- 3200K
- 4000K
- 2700-6000K

## LED GOBO PROJECTOR SHAPEABLE RECESSED TYPE

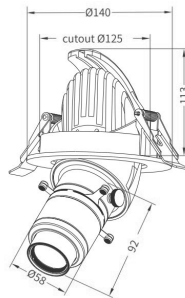
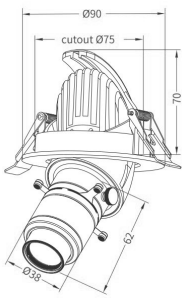
- Option for LED 10, 20, 28W
- Static Lens and Zoom lens option
- Gobo Slot and Shutter frame
- Recessed Type
- Different control mode option

### APPLICATIONS

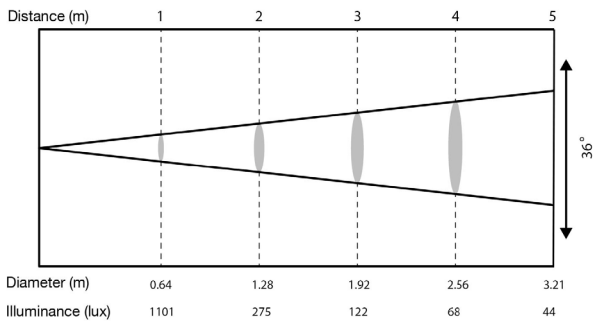
Exhibition, Museum, Events, Club, Bar, Restaurant, Hotel, Mall, Architecture Indoor

10W ZOOM MODEL

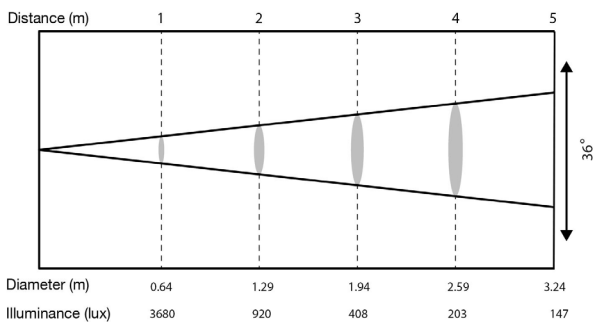
28W ZOOM MODEL



FULL (10W)



FULL (28W)



LED	ZOOM MANNUAL	FIX BEAM	SHUTTER FRAME	GOBO SLOT
FOCUS	1-10V	IOT	DALI	IP 20

### SPECIFICATIONS

- Housing :** Aluminium
- Finishing :** Black, White
- Power Consumption :** 10, 20, 28W
- Operating Voltage :** 100-240 V AC, 50-60 Hz
- Power Connection :** Cable wire
- Signal Connection :** Depend on control mode
- IP Rating :** 20
- Weight (kg) :** 0.35 kg (10W Model)
- Size (WxHxD) :** 140 x 140 x 134.5 mm
- Source :** LED-White-10W/20W/28W
- Lamp Color :** 2700K, 3200K, 4000K, Static model 2700-6000K
- Beam Angle :** 15°-36° (Manual Zoom), 55°
- Control Gear :** Built-in driver
- Control Mode :** Dali/1-10V/ Wise Play
- Features :** Dimmer, Zoom, Gobo Slot Size(10W-19.7mm/20W-24.5mm/28W-31.2mm)
- Accessories :** -

欢迎光临  
WELCOME  
ຍິນດີຕ້ອນຮູ້  
환영합니다  
BIENVENUE  
أب حرم

Willkommen  
Benvenuto

# GAMMA S

## LED GOBO PROJECTOR SURFACE TYPE



- Option for LED 15, 30W
- Static Lens 15°, 30°, 50° option
- Gobo Rotated Option
- Indoor/Outdoor Option

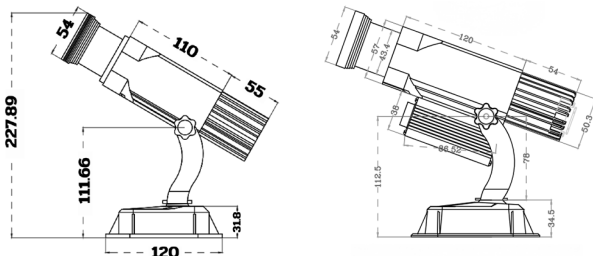
### APPLICATIONS

Exhibition, Museum, Events, Club, Bar, Restaurant, Hotel, Mall, Architecture Indoor



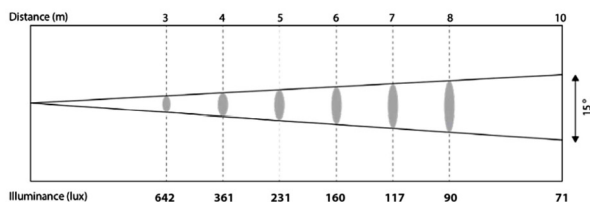
STATIC MODEL

ROTATED MODEL

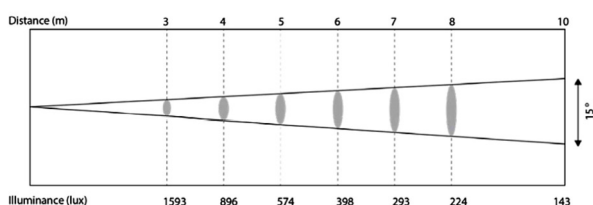


### SPECIFICATIONS

FULL (15W)



FULL (30W)



<b>Housing :</b>	Aluminium
<b>Finishing :</b>	Black
<b>Power Consumption :</b>	15W/30W
<b>Operating Voltage :</b>	100-240 V AC, 50-60 Hz
<b>Power Connection :</b>	Cable with plug
<b>Signal Connection :</b>	-
<b>IP Rating :</b>	20, 65
<b>Weight (kg) :</b>	1.3 kg
<b>Size (WxHxD) :</b>	101 x 228 x 120 mm
<b>Source :</b>	LED-white-15W/30W
<b>Lamp Color :</b>	3000K, 6000K
<b>Beam Angle :</b>	15°, 30°, 50°
<b>Control Gear :</b>	Built-in driver
<b>Control Mode :</b>	On/Off, IR Remote
<b>Features :</b>	On/Off Gobo Slot Size 37.5mm Gobo Rotated (Rotated Model)
<b>Accessories :</b>	-

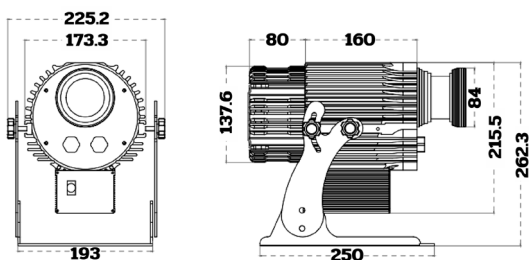
# Night Party

L&E  
BEYOND

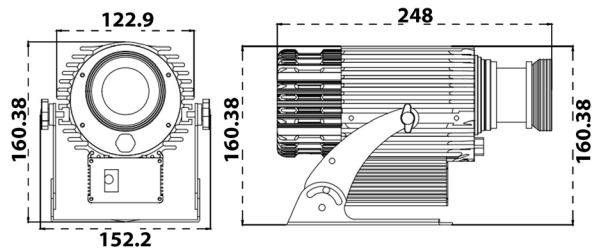
# GAMMA i



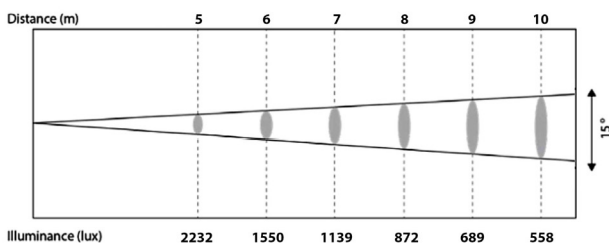
60W MODEL



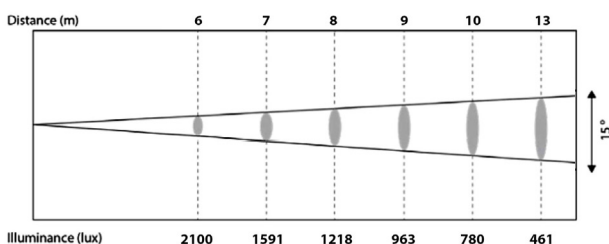
100W MODEL



FULL (60W)



FULL (100W)

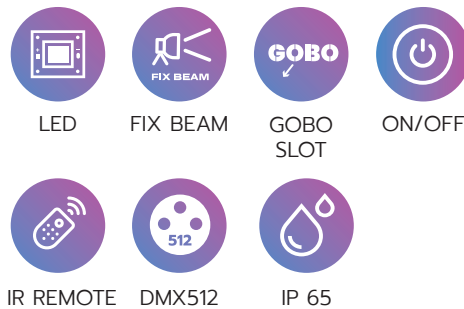


## LED GOBO PROJECTOR OUTDOOR

- Option for LED 60, 100W
- Outdoor type
- Static Lens 15°, 30°, 50° option
- On/Off option, DMX Option

### APPLICATIONS

Exhibition, Museum, Events, Club, Bar, Restaurant, Hotel, Mall, Architecture Outdoor



### SPECIFICATIONS

<b>Housing :</b>	Aluminium
<b>Finishing :</b>	Black
<b>Power Consumption :</b>	60W/100W
<b>Operating Voltage :</b>	100-240 V AC, 50-60 Hz
<b>Power Connection :</b>	Cable with plug
<b>Signal Connection :</b>	XLR 3 Pin IN/OUT, DMX Model
<b>IP Rating :</b>	65
<b>Weight (kg) :</b>	5.2 kg
<b>Size (WxHxD) :</b>	225 x 260 x 310 mm
<b>Source :</b>	LED-white-60W/100W
<b>Lamp Color :</b>	3000K, 6000K
<b>Beam Angle :</b>	15°, 30°, 50°
<b>Control Gear :</b>	Built-in driver
<b>Control Mode :</b>	DMX, On/Off, IR Remote, DMX(Optional)
<b>Features :</b>	On/Off, Gobo Slot Size(60W-37.5mm/100W-48mm) Gobo Rotated
<b>DMX Channels :</b>	3 CH
<b>Accessories :</b>	-

The image features a dark blue, starry sky above a glowing blue horizon line that reflects over a body of water. The text 'L&E BEYOND' is centered in the middle of the image.

L&E  
BEYOND

# WATER EFFECT LIGHT

## APPLICATIONS

Exhibition, Museum, Events, Club, Bar, Restaurant, Hotel, Mall,  
Architecture Outdoor

## MODEL



NERO



NERO D

**Source :** 60W/100W/200W 80W

**Lamp Color :** 7500K + 1 color wheel -

**Beam angle :** 35°, 55°, 80°, (60-100W), 60°  
35°, 45°, 60°, (200W)

**Control Mode:** DMX512, Stand-alone DMX512, RDM

**Features :** Dimmer, Strobe, Color Wheel, Water Wheel  
Dimmer, Color Mixing, Water Wheel

**IP Rating :** 65 65



L&E  
BEYOND

# NERO



COLOR WHEEL

## LED WATER PROJECTOR SURFACE TYPE

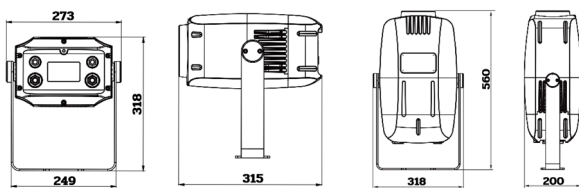
- Option for 60W/100W/200W
- Water Effect, Color Wheel
- Outdoor

### APPLICATIONS

Exhibition, Museum, Events, Club, Bar, Restaurant, Hotel, Mall, Architecture Outdoor

60W / 100W MODEL

200W MODEL



LED



WHITE



FIX BEAM



FOCUS



WATER  
EFFECT



DMX512



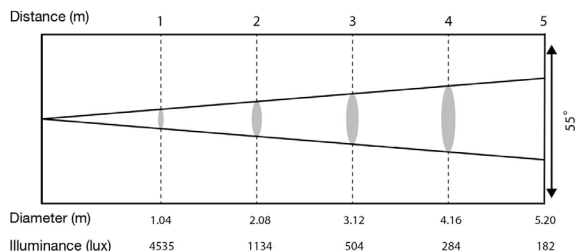
STAND  
ALONE



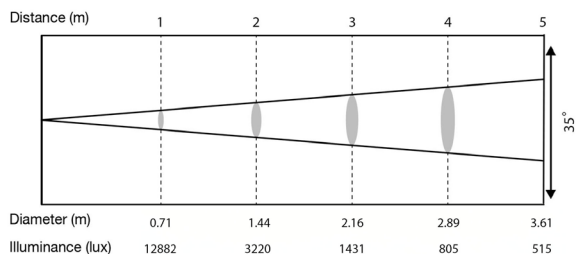
IP 65

### SPECIFICATIONS

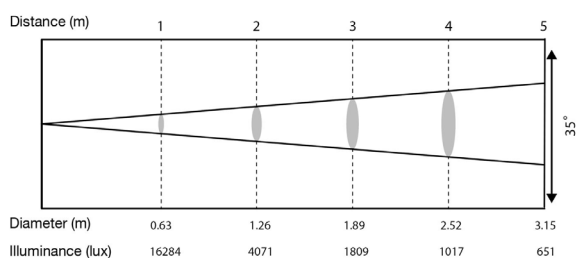
#### FULL 60W



#### FULL 100W



#### FULL 200W



<b>Housing :</b>	Magnesium-aluminium alloy
<b>Finishing :</b>	Grey, Black
<b>Power Consumption :</b>	60W, 100W, 220W
<b>Operating Voltage :</b>	100-240 V AC,50-60 Hz
<b>Power Connection :</b>	Cable Connector IP
<b>Signal Connection :</b>	Signal Connector IP
<b>IP Rating :</b>	65
<b>Weight (kg) :</b>	9.8 kg (60W, 100W) 12 kg (200W)
<b>Size (WxHxD) :</b>	398 x 273 x 165 mm (60W, 100W) 231 x 172 x 187 mm (200W)
<b>Source :</b>	LED-white-(60W/100W/200W)
<b>Lamp Color :</b>	7500K + 1 color wheel
<b>Beam Angle :</b>	35°, 55°, 80°, (60, 100W), 35°, 45°, 60°, (200W)
<b>Control Gear :</b>	Built-in driver
<b>Control Mode :</b>	DMX512, Stand-alone
<b>Features :</b>	Dimmer, Strobe, Color Wheel, Water Wheel
<b>DMX Channels :</b>	7 CH
<b>Accessories :</b>	Safety Sling (Included), Barndoor (Not Included)

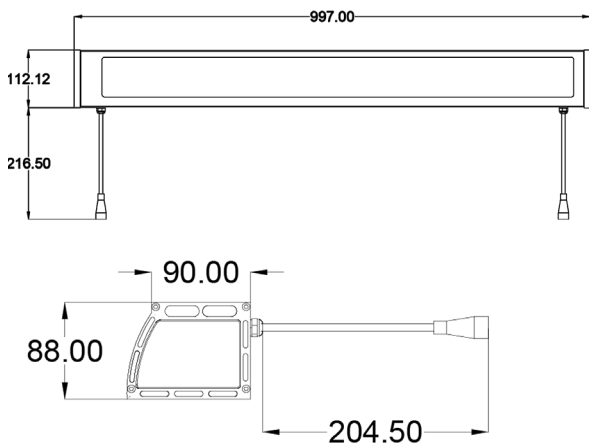

An aerial photograph of sand dunes, showing the intricate patterns of the sand ridges and valleys. The lighting creates a play of light and shadow, highlighting the texture of the sand. The overall color palette is a range of blues, from deep navy to lighter, almost white highlights on the dune crests.

L&E  
BEYOND

# NERO D

## LED LINEAR WATER EFFECT

- Option for 80W
- Water Effect, RGBW
- Outdoor



### APPLICATIONS

Exhibition, Museum, Events, Club, Bar, Restaurant, Hotel, Mall, Architecture Outdoor



LED



FIX BEAM



WATER  
EFFECT



DMX512



RDM



IP 65

### SPECIFICATIONS

<b>Housing :</b>	Die-cast Aluminium
<b>Finishing :</b>	Grey
<b>Power Consumption :</b>	36, 60, 80W
<b>Operating Voltage :</b>	24V, 50-60 Hz
<b>Power Connection :</b>	5 PIN IP Connector
<b>Signal Connection :</b>	5 PIN IP Connector
<b>IP Rating :</b>	65
<b>Weight (kg) :</b>	2.4 kg
<b>Size (WxHxD) :</b>	1000 x 113 x 88 mm
<b>Source :</b>	LED-4in1-80W
<b>Lamp Color :</b>	RGBW
<b>Beam Angle :</b>	60°
<b>Control Gear :</b>	Built-in driver
<b>Control Mode :</b>	DMX512, RDM
<b>Features :</b>	Dimmer, Color Mixing, Water Wheel
<b>DMX Channels :</b>	4 CH
<b>Accessories :</b>	-



## MODEL



NOEL



NOEL i

**Source :**

LED 100 pcs

LED 100 pcs

**Lamp Color :**

WW, CW, R, G, B, Y,  
PK, PP

WW, CW, R, G, B, Y,  
PK, PP

**Housing Color:**

Transparent

Dark Green

**Control Mode :**

On/Off

On/Off

**Features:**

Static

Static

**IP Rating :**

44

65

# FESTIVE LIGHT

## APPLICATIONS

Exhibition, Museum, Events, Club, Bar, Restaurant, Hotel, Mall,  
Architecture Indoor, Architecture Outdoor



**SHOOTING**

LED 100 pcs

CW, R, B

Transparent

On/Off

Running

44



**PING PONG**

LED-3W

WW, CW, R, G, B, Y, PK, PP, O

Transparent, Frost, Color

On/Off

Static

44

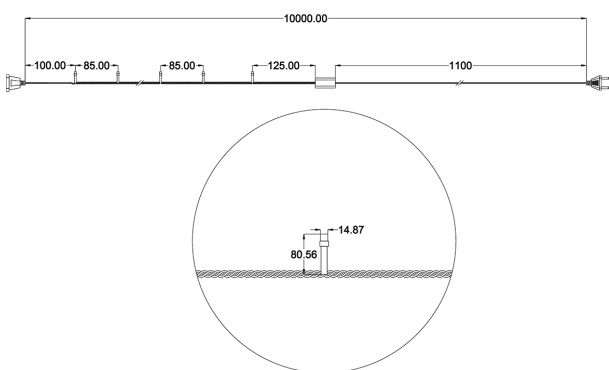


L&E  
BEYOND

# NOEL

## LED CHRISTMAS LIGHT IP44

- LED - 100 pcs
- Static Light with various color for choose
- Length 10 m
- IP44



### APPLICATIONS

Events, Restaurant, Hotel, Mall, Festive



LED



IP 44



STATIC  
COLOR

### SPECIFICATIONS

<b>Housing :</b>	Plastic
<b>Cable Color :</b>	Transparent
<b>Power Consumption :</b>	5W
<b>Operating Voltage :</b>	220 V AC, 50-60 Hz
<b>Power Connection :</b>	Cable with plug
<b>IP Rating :</b>	44
<b>Source :</b>	LED-100pcs
<b>Lamp Color :</b>	WW, CW, R, G, B, Y, PK, PP
<b>Control Mode :</b>	On/Off
<b>Features :</b>	Static/Flash
<b>Accessories :</b>	Connector (Not Included)
<b>Weight (kg) :</b>	0.5 kg
<b>Length :</b>	10 m

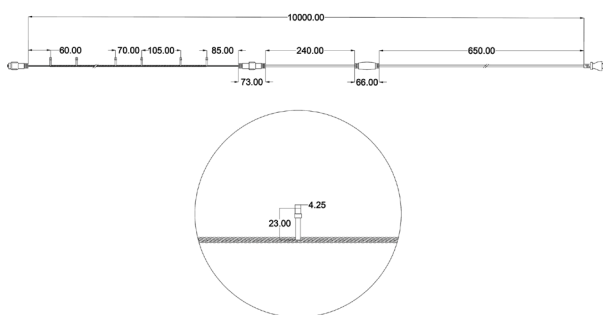


L&E  
BEYOND

# NOEL i

## LED CHRISTMAS LIGHT IP65

- LED - 100 pcs
- Static Light with various color for choose
- Length 10 m
- IP65



### APPLICATIONS

Events, Restaurant, Hotel, Mall, Festive



LED



IP 65



STATIC  
COLOR

### SPECIFICATIONS

<b>Housing :</b>	Plastic
<b>Cable Color :</b>	Dark Green
<b>Power Consumption :</b>	10W
<b>Operating Voltage :</b>	220 V AC,50-60 Hz
<b>Power Connection :</b>	Cable with plug
<b>IP Rating :</b>	65
<b>Source :</b>	LED-100pcs
<b>Lamp Color :</b>	WW, CW, R, G, B ,Y, PK, PP
<b>Control Mode :</b>	On/Off
<b>Features :</b>	Static/Flash
<b>Accessories :</b>	Connector (Not Included)
<b>Weight (kg) :</b>	0.5 kg
<b>Length :</b>	10 m




L&E  
BEYOND

# LED SHOOTING STAR

## LED FALLING EFFECT

- LED Light source
- Running Effect
- IP44



### APPLICATIONS

Events, Restaurant, Hotel, Mall, Festive



LED



IP 44



STATIC  
COLOR

### SPECIFICATIONS

<b>Housing :</b>	Plastic
<b>Cable Color :</b>	Transparent
<b>Power Consumption :</b>	10W
<b>Operating Voltage :</b>	220 V AC, 50-60 Hz
<b>Power Connection :</b>	Cable with plug
<b>IP Rating :</b>	44
<b>Source :</b>	LED-10W
<b>Lamp Color :</b>	CW, R, B
<b>Control Mode :</b>	On/Off
<b>Features :</b>	Running
<b>Accessories :</b>	-
<b>Weight (kg) :</b>	0.3 kg
<b>Length :</b>	80 cm

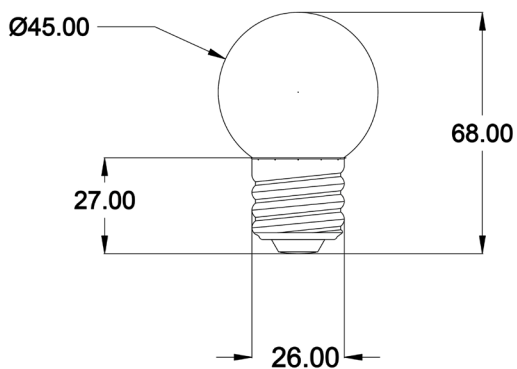


L&E  
BEYOND

# PING PONG

## LED PING PONG BULB

- LED - 3W
- Static Light with various color for choose
- IP44



### APPLICATIONS

Events, Restaurant, Hotel, Mall, Festive



LED



IP 44



STATIC  
COLOR



E27

E27

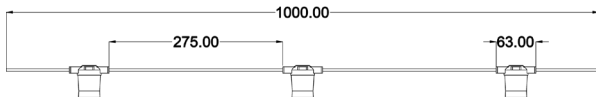
### SPECIFICATIONS

<b>Housing :</b>	Plastic
<b>Finishing :</b>	Transparent, Frost, Color
<b>Power Consumption :</b>	3W
<b>Operating Voltage :</b>	100-240 V AC, 50-60 Hz
<b>Power Connection :</b>	E27 Socket Type
<b>IP Rating :</b>	44
<b>Weight (g) :</b>	10 kg
<b>Size (WxHxD) :</b>	45 x 45 x 70 mm
<b>Source :</b>	LED-white-3W
<b>Lamp Color :</b>	WW, CW, R, G, B, Y, PK, PP, O
<b>Features :</b>	Static

# PING PONG CABLE TYPE A

## E27 STRING RUBBLE BELT တီဂ်ဘီ

- Cable with Socket for E27 Blub
- Socket on main cable
- 3 socket/m



### APPLICATIONS

Events, Club, Bar, Restaurant, Hotel, Mall, Festive



CABLE



IP 65



E27

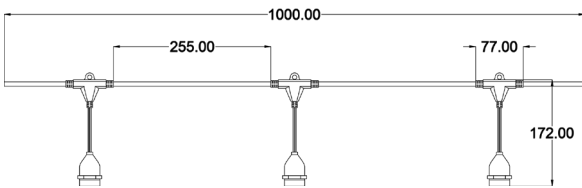
### SPECIFICATIONS

<b>Housing :</b>	Rubber
<b>Finishing :</b>	Black
<b>Max Current :</b>	16A
<b>Power Connection :</b>	E27 Socket Type, openwire
<b>IP Rating :</b>	65
<b>Weight (kg) :</b>	2.8 kg/m
<b>Length :</b>	50 m/set
<b>Features :</b>	3 socket/m

# PING PONG CABLE TYPE B

## E27 STRING RUBBLE BELT สาย

- Cable with Socket for E27 Blub
- Socket on minor cable
- 3 socket/m



### APPLICATIONS

Events, Club, Bar, Restaurant, Hotel, Mall, Festive



CABLE



IP 65



E27

### SPECIFICATIONS

<b>Housing :</b>	Rubber
<b>Finishing :</b>	Black
<b>Max Current :</b>	16A
<b>Power Connection :</b>	E27 Socket Type, openwire
<b>IP Rating :</b>	65
<b>Weight (kg) :</b>	2.8 kg/m
<b>Length :</b>	50 m/set
<b>Features :</b>	3 socket/m, Minor string length 10 cm



L&E  
BEYOND

# CONTROLLER

## MODEL



### DATA X

<b>Signal</b>	1 x XLR 3 Pin Male IN
<b>Connection</b>	8 x XLR 3 Pin Female OUT 1 x XLR 3 Pin Female THRU
<b>Features</b>	DMX Splitter/Booster 8 CH



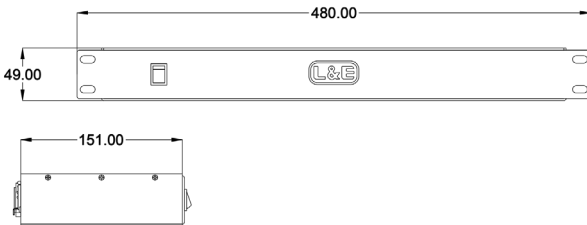
### CONSOLE 12

<b>Signal</b>	2 x XLR 3 Pin Female OUT
<b>Connection</b>	DMX Controller Board 768 CH
<b>Features</b>	32 fixtures (16 simultaneously) 24 Channel per fixture (12 simultaneously) 12 Fader 60 playback 120 Chase step shape generator, dimmer, pan/tilt, RGB

# DATA X

## DMX SPLITTER 8 CH

- DMX Splitter/Booster
- 8 CH Output
- For rack installation



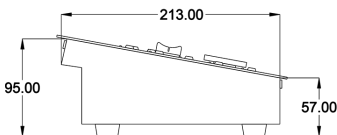
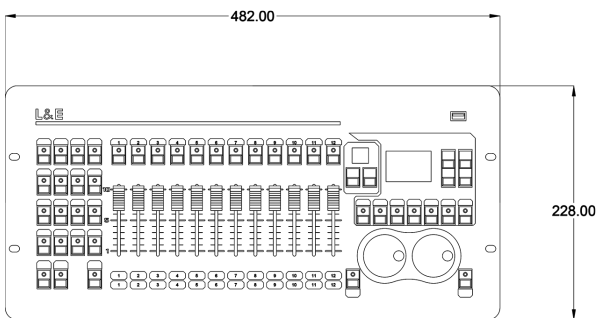
### SPECIFICATIONS

<b>Housing :</b>	Steel
<b>Finishing :</b>	Black
<b>Power Consumption :</b>	15W
<b>Operating Voltage :</b>	100-240 V AC,50-60 Hz
<b>Power Connection :</b>	Cable with plug
<b>Signal Connection :</b>	1 x XLR 3 Pin Male IN 8 x XLR 3 Pin Female OUT 1 x XLR 3 Pin Female THRU
<b>IP Rating :</b>	20
<b>Weight (kg) :</b>	1.7 kg
<b>Size (WxHxD) :</b>	480 x 49 x 151 mm

# CONSOLE 12

## DMX CONTROLLER BOARD 768 CH

- DMX Controller Board 768 CH
- 12 Fader
- Support up to 32 fixtures



### SPECIFICATIONS

<b>Housing :</b>	Die-cast Aluminium
<b>Finishing :</b>	Black
<b>Power Consumption :</b>	12W
<b>Operating Voltage :</b>	100-240 V AC,50-60 Hz
<b>Power Connection :</b>	Power adaptor with plug
<b>Signal Connection :</b>	2 x XLR 3 Pin Female OUT
<b>IP Rating :</b>	20
<b>Weight (kg) :</b>	4 kg
<b>Size (WxHxD) :</b>	482 x 95 x 228 mm
<b>Features :</b>	32 fixtures (16 simultaneously) 24 Channel per fixture (12 simultaneously) 12 Fader 60 playback 120 Chase step shape generator, dimmer, pan/tilt, RGB
<b>DMX Channels :</b>	768 CH
<b>Accessories :</b>	Rack Case (Included)

# GOBO

## METAL GOBO VS GLASS GOBO

### METAL GOBO BRIDGING

# FIRST DAY

Bridging is required to maintain overall image integrity.

### METAL GOBO



### GLASS GOBO



Black & White



One color



Two Color



Three Color



Grey Color



Full Color

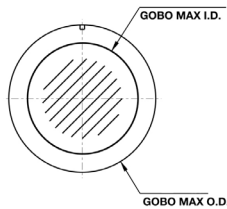


### GLASS GOBO NO BRIDGING

# FIRST DAY

No Bridging is required and image is more crispy and fluid.

### WHAT IS GOBO OD AND ID ?



OD is the actual diameter of the gobo

ID or Image Size is the diameter of the space available for the gobo's design

### METAL GOBO

MODEL	OD (mm)	ID Maximum (mm)	ID Recommend (mm)
GAMMA S	37.5	23	18.5
GAMMA i 60W	37.5	23	18.5
GAMMA i 100W	48	30	24
GAMMA T/R 10W	19.7	14	11.2
GAMMA T/R 20W	24.5	19	15.2
GAMMA T/R 28/37W	31.2	24	19.2
RHO 300	90	80	64

### GLASS GOBO

MODEL	OD (mm)	ID Maximum (mm)	ID Recommend (mm)
GAMMA S	37.5	23	18.5
GAMMA i 60W	37.5	23	18.5
GAMMA i 100W	37.5	30	24
GAMMA T/R 10W	48	14	11.2
GAMMA T/R 20W	19.7	19	15.2
GAMMA T/R 28/37W	24.5	24	19.2

# ACCESSORIES



## TRUSS CLAMP

### SPECIFICATIONS

**Material :** Aluminium  
**Finishing :** Sliver, Black  
**Pipe sizes :** 48-51 mm  
**Max weights :** 100 kg  
**Size (mm) :** 83.6 x 58.3 x 30 mm



## C-CLAMP

### SPECIFICATIONS

**Material :** Aluminium  
**Finishing :** Sliver, Black  
**Pipe sizes :** 40-60 mm  
**Max weights :** 30 kg  
**Size (mm) :** 122.9 x 89.9 x 25.9 mm



## SAFETY SLING

### SPECIFICATIONS

**Material :** Stainless steel  
**Finishing :** Sliver  
**Max weights :** 50 kg  
**length (cm) :** 75 cm

## DMX CABLE

### XLR 3M-3F



**Cable :** Twisted Pair  
Shield 18 AWG  
2C  
**Connector :** XLR 3 pin  
Male-Female  
**Length :** 1/3/5/10 m

### XLR 5M-5F



**Cable :** Twisted Pair  
Shield 18 AWG  
2C  
**Connector :** XLR 5 pin  
Male-Female  
**Length :** 1/3/5/10 m

### XLR 3M-5F



**Cable :** Twisted Pair  
Shield 18 AWG  
2C  
**Connector :** XLR 3 pin Male  
- 5 pin Female  
**Length :** 0.3 m

### XLR 5M-3F



**Cable :** Twisted Pair  
Shield 18 AWG  
2C  
**Connector :** XLR 5 pin Male  
- 3 pin Female  
**Length :** 0.3 m

# BEYOND TECHNOLOGY

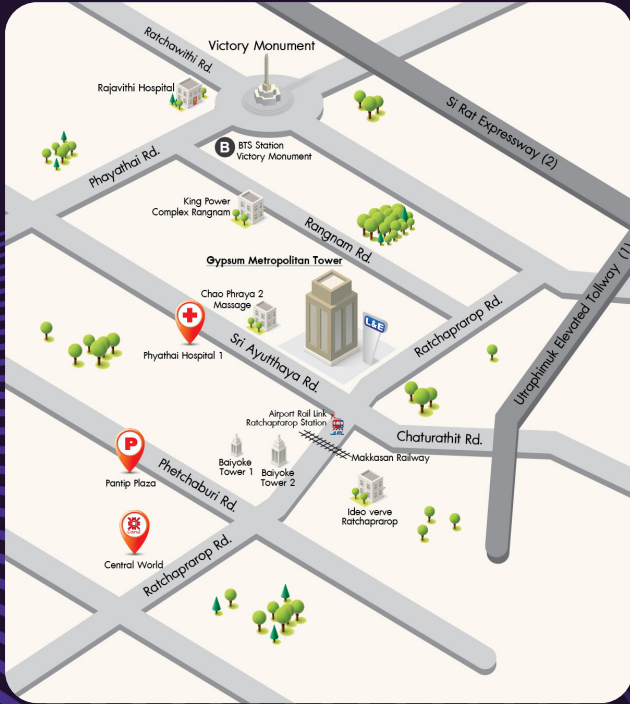


# BEYOND PRODUCTION



# BEYOND STUDIO





## HEAD OFFICE

**LIGHTING AND EQUIPMENT  
PUBLIC COMPANY LIMITED**

539/2 16-17 Floor, Gypsum Metropolitan Tower,  
Sri-Ayudhya Rd, Rajthevee, Bangkok 10400, Thailand.

Tax ID No. 0107547000338

(+66)2248-8133, (+66)2642-5092

(+66)2248-8144, (+66)2642-5091

**E-mail to corporate communication**

cco01@lighting.co.th

**E-mail to oversea business**

eklukb@lighting.co.th



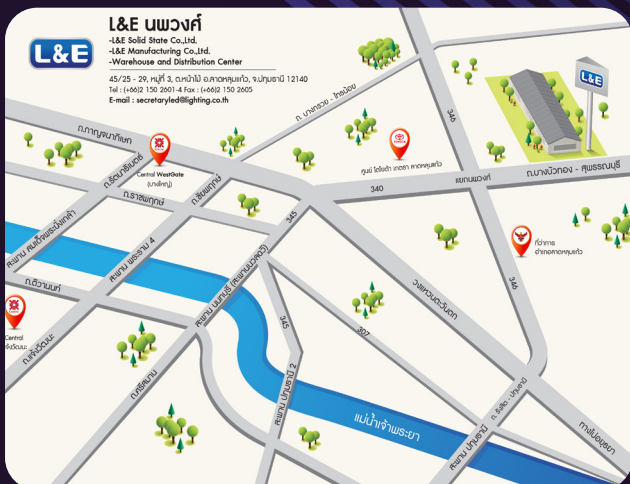
## FACTORY & WAREHOUSE

**L&E MANUFACTURING  
COMPANY LIMITED. (LEM)**

85/3 Soi Prachumporn Chaengwattana Road,  
Laksi, Bangkok 10210

(+66)2-982-4629

secretary.lem@gmail.com



## L&E NOPPAWONG FACTORY

- L&E SOLID STATE CO.,LTD
- L&E MANUFACTURING CO.,LTD
- WAREHOUSE AND DISTRIBUTION CENTER

45/25-29 Moo 3 Bangbuothong-Supanburi  
Road Namai Latlumkaeo, Pathumthani 12140

(+66)2 150 2601-4

(+66)2150 2605

secretaryled@lighting.co.th



### Thailand offices

#### Lighting and Equipment Public Company Limited

Head Office  
 539/2, 16-17 Floor, Gypsum Metropolitan Tower.  
 Sri-Ayudhya Rd., Rajthevee, Bangkok 10400, Thailand.  
 Tel : (66) 0-2248-8133, (66) 0-2642-5092  
 Fax : (66) 0-2248-8144, (66) 0-2642-5091  
 E-mail to corporate communication : cco01@lighting.co.th  
 E-mail to oversea business: eklukb@lighting.co.th



L&E Head Office

#### Showroom

L&E : Lighting Solution Center  
 9, Pakin Building Ratchadapisek Road Dindaeng,  
 Bangkok, 10400  
 Tel : 662-246-1164-66, Fax : 662-246-1161  
 E-mail : rd@lighting.co.th  
 Rachapruok Branch 3rd Floor The Crystal SB Rachapruok  
 Tel : 02-118-7501  
 E-mail : rd@lighting.co.th



Lighting Solution Center  
Rachapruok



Lighting Solution Center  
Ratchadapisek

### Oversea Offices and Contact



L&E Myanmar Co., Ltd.  
 No. 19-L Myint Zu 2 Street, Yankin  
 Township Between Kabaraye Pagoda Road  
 and Wayzayantar Road, Yangon, Myanmar.  
 E-mail : le\_myanmar@lighting.co.th

Tel: +95 94 5001 0468



Lighting & Equipment (Vietnam) Co., Ltd.  
 Lot 101/3 Road No.1 Long Binh (AMATA)  
 Industrial Park, Long Binh Ward,  
 Bien Hoa City, Dong Nai Province, Vietnam  
 E-mail : eklukb@lighting.co.th

Tel: +84 251 368 5688



Lighting & Equipment (Representative Office) Indonesia.  
 The Vida Building 7th Floor,  
 Jl. Raya Perjuangan No.8  
 Kebon Jeruk-Jakarta Barat, Jakarta 11530  
 Indonesia  
 E-mail : jemmy@lighting.co.th

Tel: +62 212 977 8000  
 M: +62 818 08 2000 18  
 +62 818 08 3332 47



Representative of Lighting & Equipment Malaysia.  
 Contact point : Mr. Alex Goh  
 E-mail : alex.goh@lighting.co.th

M: +60 1 2286 1288



Lighting & Equipment Corporate showroom Cambodia  
 Home Access Co., Ltd.  
 THAN'S Building No.46  
 Mao Tse Toung Blvd (245) Corner 95 road,  
 Phnom Penh 120111, Cambodia  
 E-mail : sale@myhomeaccess.com

Tel: +855 23 216 195

